

MALAWI VEHICLE POPULATION AND GROWTH RATES



MINISTRY OF TRANSPORT AND PUBLIC WORKS

Introduction



- MoTPW through DRTSS is mandated by Road Traffic Act (1997) to Register all vehicles according to their categories
- Upon registration- Owner is issued with Certificate of Registration also known as Blue book.
- The Registration is through-Malawi Traffic Information System (MALTIS)
- This system for registering vehicles forms the basis for estimating vehicle population as well as ownership.

VEHICLE REGISTRATION CODES



- Two main registration classes are District, and Generic.
- DISTRICT PLATES (MZ 7446 ;BLK; TO 3030;NS 2; NB 1)
- Vehicles may be registered under the home District of the vehicle owner.
 - two letter registration code that appears on the plate, followed by a sequential set of 4-digits from 1 to 9999
 - The maximum number of vehicles registered to each District is 9,999
- Once the numbers are exhausted, **old numbers are re-cycled**
- Some districts have not used their full allocation of numbers yet.

GENERIC PLATES

- issued under the 'B' code, starting with B, then BA, BB, BC etc. Each code also has the 4 digits to 9999.
- When a B code is exhausted the next letter in the alphabet is used. Current registrations are under BU. **Therefore, all the B codes up to and including BT should have registered 9,999 vehicles each.**

VEHICLE REGISTRATION CODES



- Statutory Corporations have separate registration plates, under the SC code. There are 84 statutory corporations.
 - Some, for example ESCOM, have exhausted their 9,999 digits and now use generic registration plates. 6,720.
- Malawi Government vehicles carry the MG registration code. The Plant and Vehicle Hire and Engineering Services (PVHES) registers vehicles on a sequential numbering basis..
- Diplomatic missions carry the CD plate. There are 15 missions, including UK (1 CD), USA (2 CD), China (3 CD), and South Africa (5 CD), UNICEF, UNFPA, WFP. This gives a total of 1,265 CD registrations.
- Malawi Police carry the MP registration about 1,000 registered vehicles.
- The Malawi Prison service has its vehicles registered under the MPS code. 200 vehicles are assumed to be registered to the service.
- The number of vehicles registered to the Malawi Defence force under the MDF code is unknown.

Registration Coding's



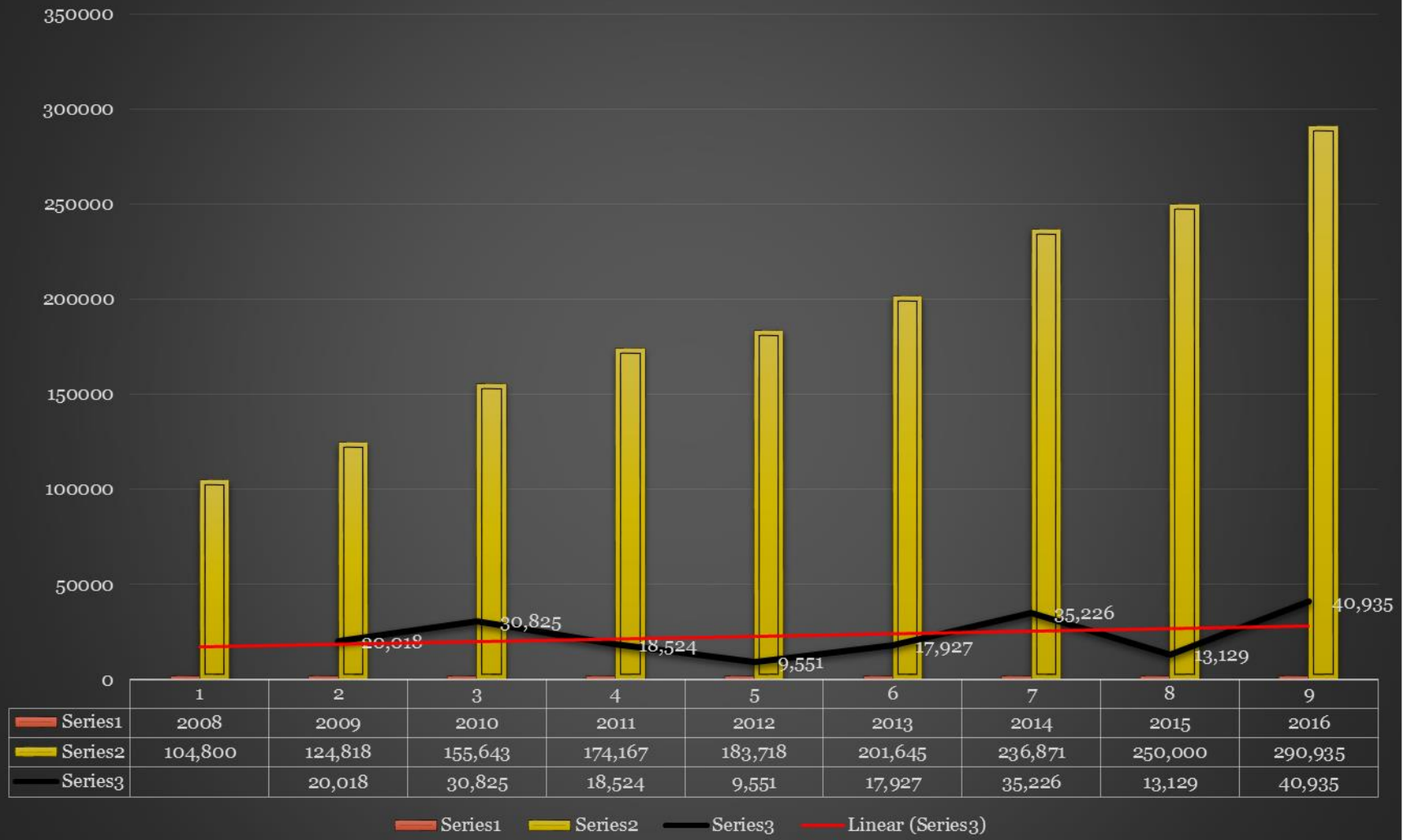
PLATE TYPE	Number
District (BLK-ZA)	187,000
Generic (B-BU)	90,000
Statutory Corporation (SC)	6,720
Malawi Government (MG)	4,000
Diplomatic (CD)	1,265
Malawi Police (MP)	1,000
Malawi Prison(MPS)	200
Rental Various (SS, MN)	350
Private Various (SBIRB, EY,KPMG)	200
	290,735

VEHICLE POP & GROWTH RATE

- For period 2008 to 2016 the average growth rate **has been 12%**.
- Over a period of 9 years the vehicle population has doubled in Malawi moved from 104,800 to 290,935.
- On average is 20,681/year past 9 years
- 17 vehicles per 1,000 population, and is comparable with Hungary in 1963 15 vehicles per 1,000 population; China in 2002 (16), and India in 2002 (17)

YEAR	Total
2008	104,800
2009	124,818
2010	155,643
2011	174,167
2012	183,718
2013	201,645
2014	236,871
2015	250,000
2016	290,935

REGISTERED VEHICLES AND CUMULATIVE

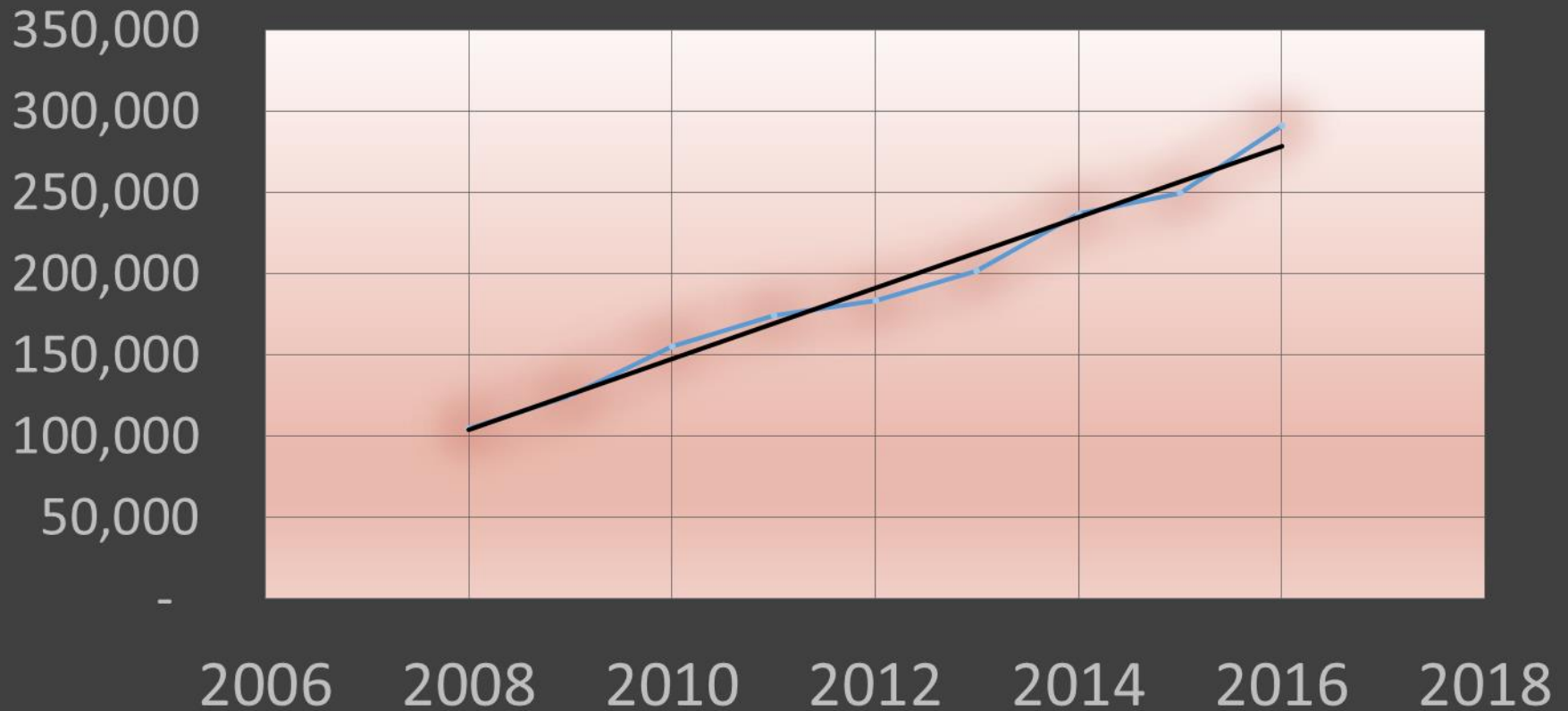


REGISTERED VEHICLES VS YEARS



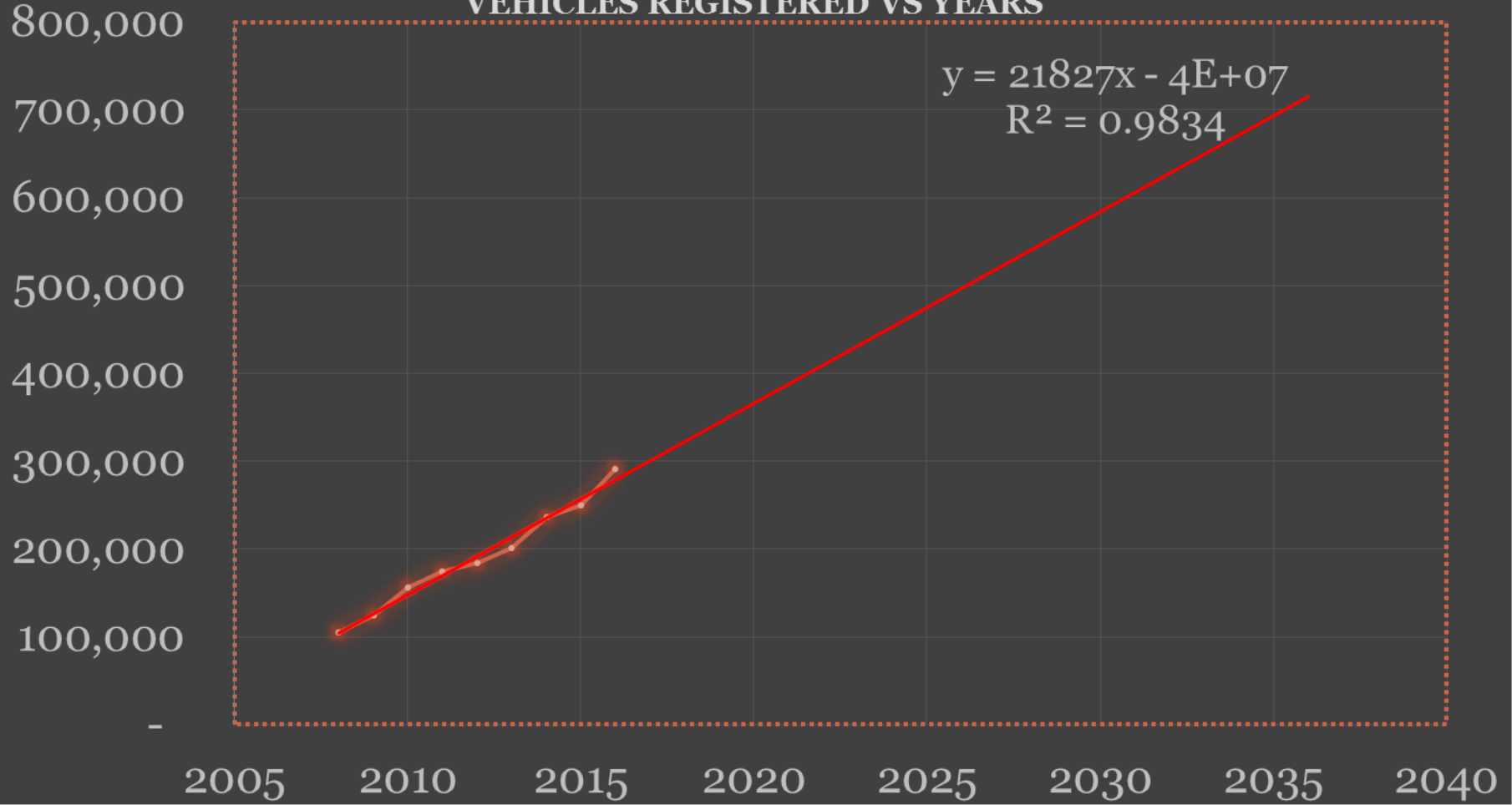
Trend

VEHICLES REGISTERED VS YEARS



VEHICLE PROJECTIONS

VEHICLES REGISTERED VS YEARS



Forecasting Vehicle Ownership



- Using the liner equation, a twenty year forecast - projects tripling of vehicle population by 2036. (704,000)
- Atkins-Consultant who is developing the Transport sector master Plan using a different forecasting methods projects that by 2036 vehicle Population will hint 1,043,000
- Note- Studies in 12 African countries have shown that even when there is no GDP growth, vehicle ownership will rise.



THANK YOU FOR LISTENING