

# MALAWI VEHICLE POPULATION AND GROWTH RATES



**CHIMWEMWE KAUNDA**  
**MINISTRY OF TRANSPORT AND PUBLIC WORKS**

# Introduction



- MoTPW through DRTSS is mandated by Road Traffic Act (1997) to Register all vehicles according to their categories as well as issue licenses drivers in Malawi
- Upon registration- Owner is issued with Certificate of registration also known as Blue book.
- The Registration is through-Malawi Traffic Information System (MALTIS)
- The system is currently being upgraded and is linked with Malawi Police Service- Interpol System and MRA System.
- CoR- Contains details of Owner; Chassis and Engine numbers and also the vehicle Number Plate
- This system for registering vehicles forms the basis for estimating vehicle population as well as ownership.

# VEHICLE REGISTRATION CODES



- Two main registration classes are District, and Generic.
- DISTRICT PLATES (MZ 7446 ;BLK; TO 3030;NS 2; NB 1)
- Vehicles may be registered under the home District of the vehicle owner.
  - two letter registration code that appears on the plate, followed by a sequential set of 4-digits from 1 to 9999
  - The maximum number of vehicles registered to each District is 9,999
- Once the numbers are exhausted, old numbers are re-cycled
- Some districts have not used their full allocation of numbers yet.

## **GENERIC PLATES**

- issued under the 'B' code, starting with B, then BA, BB, BC etc. Each code also has the 4 digits to 9999.
- When a B code is exhausted the next letter in the alphabet is used. Current registrations are under BU. Therefore, all the B codes up to and including BT should have registered 9,999 vehicles each.

# VEHICLE REGISTRATION CODES



- Statutory Corporations have separate registration plates, under the SC code. There are 84 statutory corporations.
  - Some, for example ESCOM, have exhausted their 9,999 digits and now use generic registration plates. 6,720.
- Malawi Government vehicles carry the MG registration code. The Plant and Vehicle Hire and Engineering Services (PVHES) registers vehicles on a sequential numbering basis..
- Diplomatic missions carry the CD plate. There are 15 missions, including UK (1 CD), USA (2 CD), China (3 CD), and South Africa (5 CD), UNICEF, UNFPA, WFP. This gives a total of 1,265 CD registrations.
- Malawi Police carry the MP registration about 1,000 registered vehicles.
- The Malawi Prison service has its vehicles registered under the MPS code. 200 vehicles are assumed to be registered to the service.
- The number of vehicles registered to the Malawi Defence force under the MDF code is unknown.

# Registration Coding's



<b>PLATE TYPE</b>	<b>Number</b>
District (BLK-ZA)	187,000
Generic (B-BU)	90,000
Statutory Corporation (SC)	6,720
Malawi Government (MG)	4,000
Diplomatic (CD)	1,265
Malawi Police (MP)	1,000
Malawi Prison(MPS)	200
Rental Various (SS, MN)	350
Private Various (SBIRB, EY,KPMG)	200
	<b>290,735</b>

# Registration Categories



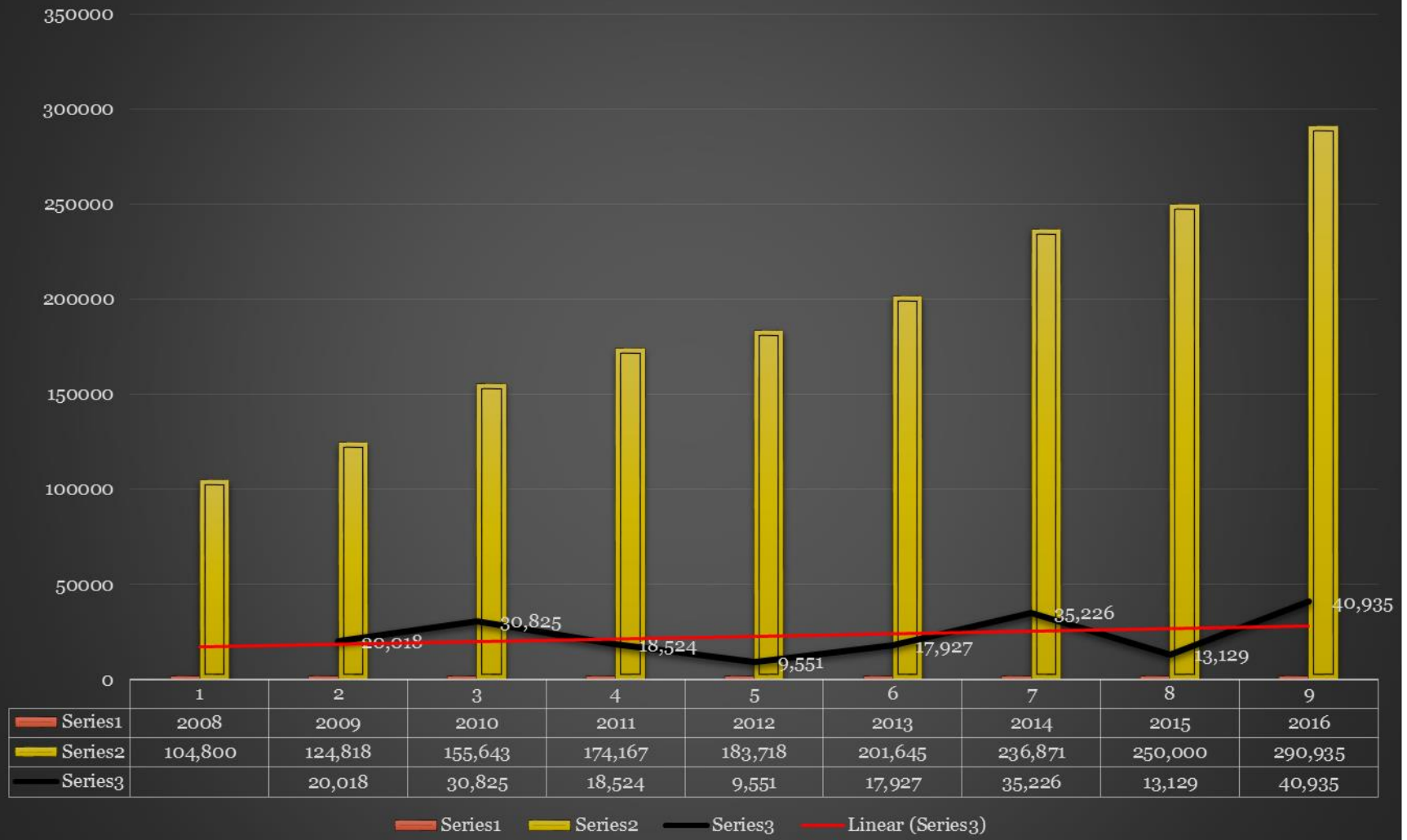
<b>CATEGORY (as in 2012)</b>	<b>NUMBER</b>
Motor Cycle	16,248
Tri-cycle	388
Light passenger	82,089
Heavy passenger	14,837
Goods vehicle <3.5 tonnes	35,000
Goods vehicle >3.5 tonnes	19,208
Goods vehicle >5 tonnes	9,710
Trailer	3,875
Agricultural tractors	2,138
Agricultural trailers	205
Not Classified	20
<b>TOTAL- 2012</b>	<b>183,718</b>

# VEHICLE POP & GROWTH RATE

- For period 2008 to 2016 the average growth rate has been 12%.
- Over a period of 9 years the vehicle population has doubled in Malawi moved from 104,800 to 290,935.
- On average is 20,681/year past 9 years
- 17 vehicles per 1,000 population, and is comparable with Hungary in 1963 (15 vehicles per 1,000 population), China in 2002 (16), and India in 2002 (17)

YEAR	Registered	Cumulative
2008		104,800
2009	20,018	124,818
2010	30,825	155,643
2011	18,524	174,167
2012	9,551	183,718
2013	17,927	201,645
2014	35,226	236,871
2015	13,129	250,000
2016	40,935	290,935

# REGISTERED VEHICLES AND CUMULATIVE



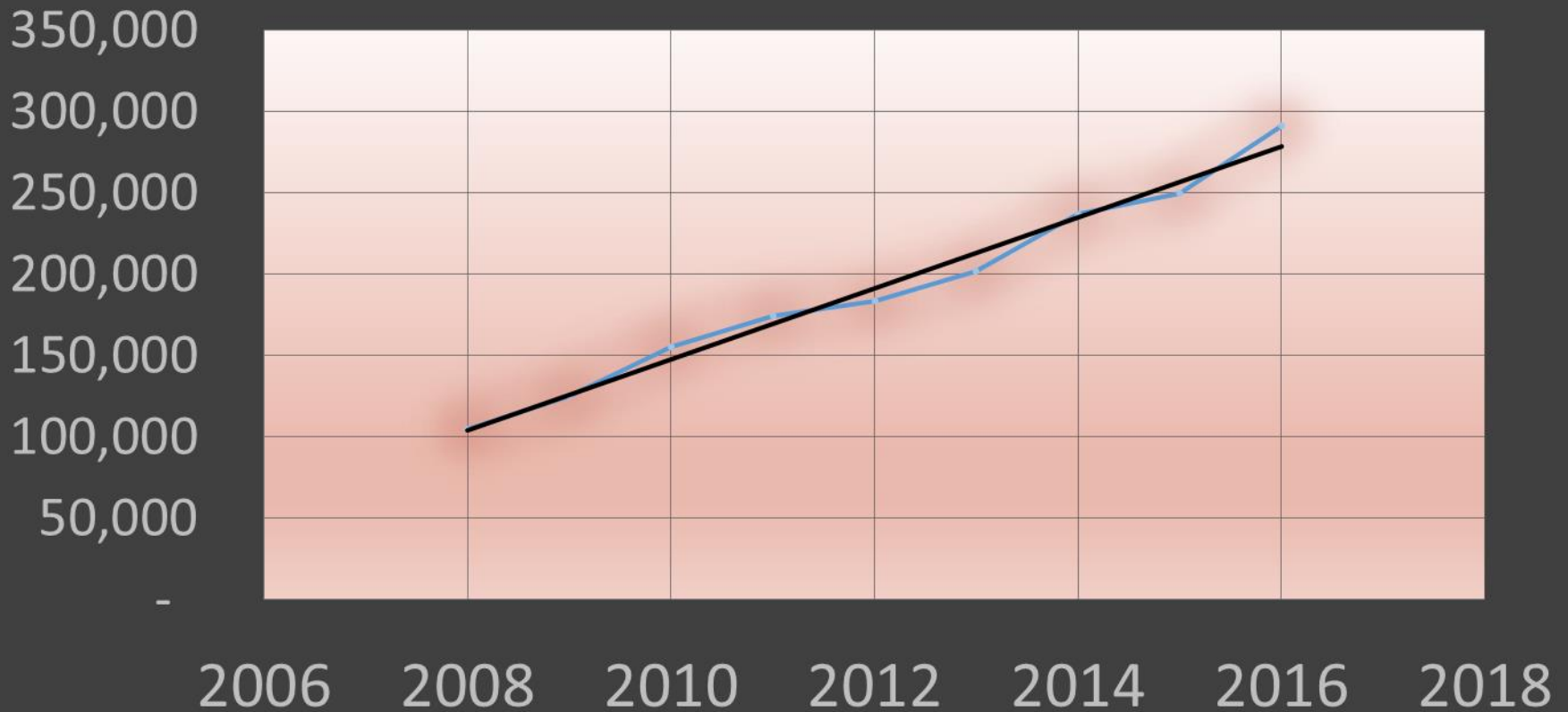


## REGISTERED VEHICLES VS YEARS



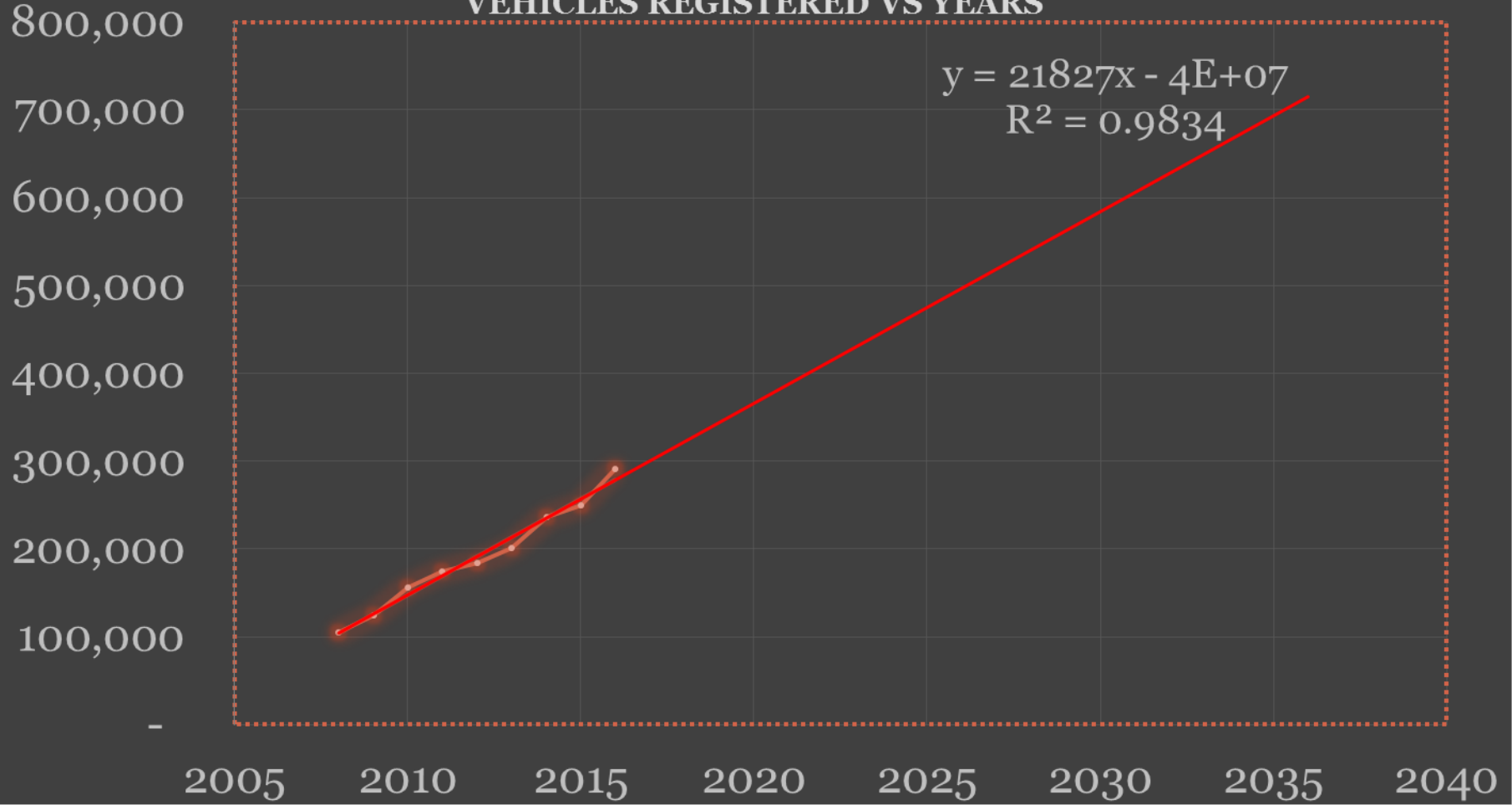
# Trend

## VEHICLES REGISTERED VS YEARS



# VEHICLE PROJECTIONS

VEHICLES REGISTERED VS YEARS



# Forecasting Vehicle Ownership



- Using the liner equation, a twenty year forecast - projects tripling of vehicle population by 2036. (704,000)
- Atkins-Consultant who is developing the Transport sector master Plan using a different forecasting methods projects that by 2036 vehicle Population will hint 1,043,000
- Note- Studies in 12 African countries have shown that even when there is no GDP growth, vehicle ownership will rise.

# Government Policy to Promote Importation of new vehicles



<b>Tonnage (Diesel semi-diesel or petrol vehicles)</b>	<b>Age</b>	<b>Import Duty</b>	<b>Import Excise</b>	<b>Import VAT</b>
Vehicles of GVW not exceeding 10 tonnes	New and used vehicles not exceeding 15 years	10%	5%	16.50%
Vehicles of GVW exceeding 10 tonnes but not exceeding 15 tonnes.	Not exceeding fifteen years	10%	5%	16.50%
	exceeding fifteen years	10%	20%	16.50%
Vehicles of GVW exceeding 15 tonnes but not exceeding 20 tonnes	New and used vehicles not exceeding 15 years	<b>Free</b>	<b>5%</b>	<b>Zero</b>
	Exceeding fifteen years	<b>Free</b>	<b>20%</b>	<b>Zero</b>
Vehicles of GVW exceeding 20 tonnes	Not exceeding fifteen years	<b>Free</b>	<b>5%</b>	<b>Zero</b>
	Exceeding fifteen years	<b>Free</b>	<b>20%</b>	<b>Zero</b>



**THANK YOU FOR LISTENING**